

Gainesville Regional Airport

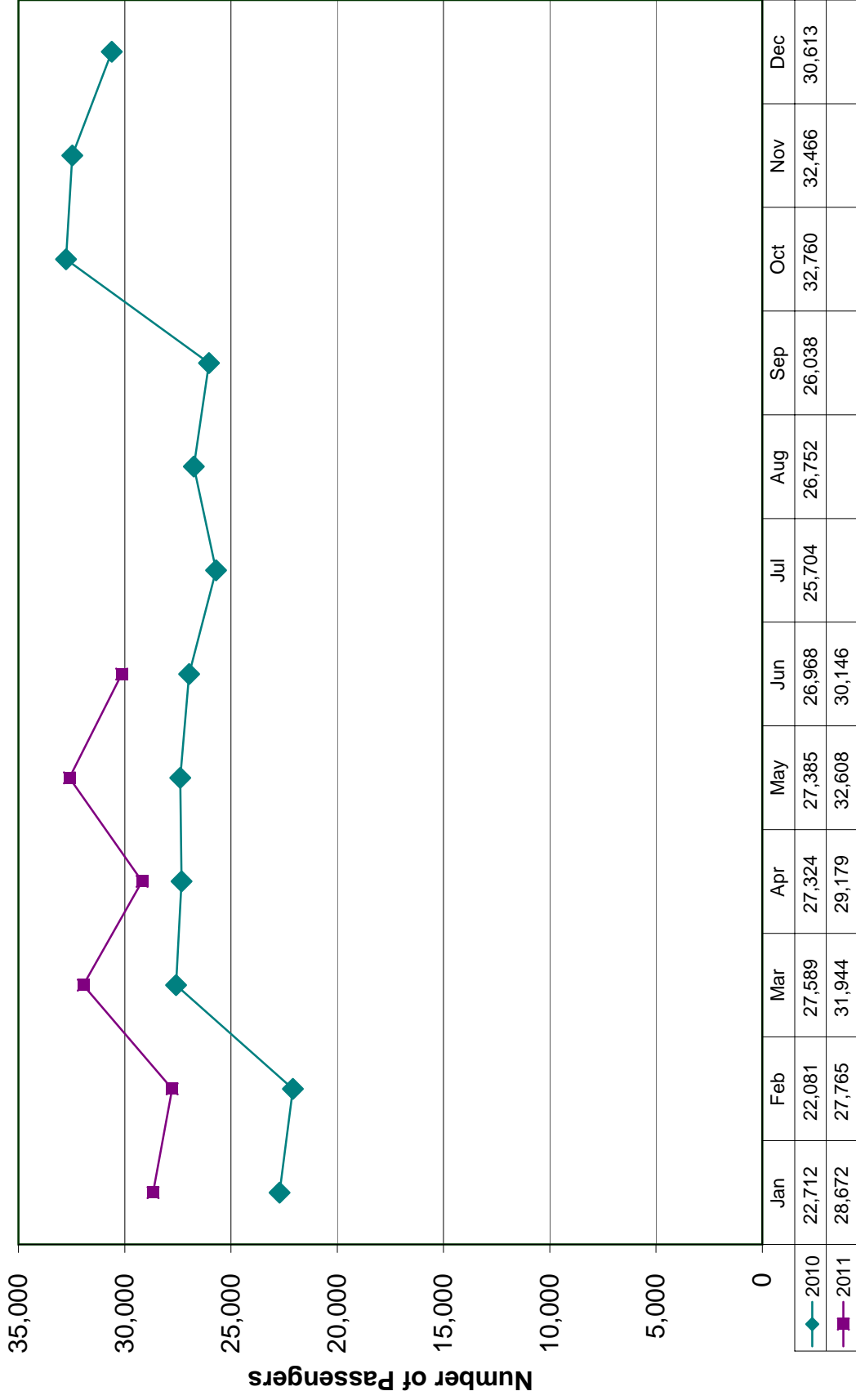
Air Traffic Volume and Fuel Flowage

For the Nine Months Ending June 30, 2011

	Actual 06/30/11	Prior 06/30/10	% Change Over Prior	F-YTD 06/30/11	F-YTD 06/30/10	% Change Over Prior
Air Traffic Volume Report						
Passengers						
Regional Carriers						
Deplanned	14,760	13,226	11.60%	135,030	109,798	22.98%
Enplaned	<u>15,322</u>	<u>13,694</u>	<u>11.89%</u>	<u>137,924</u>	<u>110,764</u>	<u>24.52%</u>
Totals	30,082	26,920	11.75%	272,954	220,562	23.75%
Non-Scheduled (Charter)						
Deplanned	32	24	33.33%	1,596	1,926	(17.13%)
Enplaned	<u>32</u>	<u>24</u>	<u>33.33%</u>	<u>1,603</u>	<u>1,926</u>	<u>(16.77%)</u>
Totals	64	48	33.33%	3,199	3,852	(16.95%)
Totals (All-Types)						
Deplanned	14,792	13,250	11.64%	136,626	111,724	22.29%
Enplaned	<u>15,354</u>	<u>13,718</u>	<u>11.93%</u>	<u>139,527</u>	<u>112,690</u>	<u>23.81%</u>
Totals	<u><u>30,146</u></u>	<u><u>26,968</u></u>	<u><u>11.78%</u></u>	<u><u>276,153</u></u>	<u><u>224,414</u></u>	<u><u>23.06%</u></u>
Cargo						
Air Freight						
Deplanned	213	21,302	(99.00%)	106,765	184,901	(42.26%)
Enplaned	<u>244</u>	<u>135</u>	<u>80.74%</u>	<u>2,883</u>	<u>3,185</u>	<u>(9.48%)</u>
Totals	457	21,437	(97.87%)	109,648	188,086	(41.70%)
Air Express						
Deplanned	0	0	0.00%	61	182	(66.48%)
Enplaned	<u>0</u>	<u>0</u>	<u>0.00%</u>	<u>61</u>	<u>11</u>	<u>454.55%</u>
Totals	0	0	0.00%	122	193	(36.79%)
Total Cargo	<u><u>457</u></u>	<u><u>21,437</u></u>	<u><u>(97.87%)</u></u>	<u><u>109,770</u></u>	<u><u>188,279</u></u>	<u><u>(41.70%)</u></u>
Tower Operations (Numbers)						
Air Carrier (60+Seats)	44	4	1,000.00%	986	80	1,132.50%
Commuter/Taxi(Under	723	724	(0.14%)	6,658	7,015	(5.09%)
Cargo Carrier	0	17	(100.00%)	114	150	(24.00%)
Gen. Aviation	3,746	4,925	(23.94%)	39,813	40,981	(2.85%)
Military	<u>693</u>	<u>579</u>	<u>19.69%</u>	<u>7,426</u>	<u>6,384</u>	<u>16.32%</u>
Totals	5,206	6,249	(16.69%)	54,997	54,610	0.71%
Fuel Flowage Report (Gallons)						
General Aviation						
Jet A	69,750	53,116	31.32%	596,556	574,103	3.91%
AvGas	<u>12,854</u>	<u>15,806</u>	<u>(18.68%)</u>	<u>131,571</u>	<u>137,389</u>	<u>(4.23%)</u>
Total General Aviation	82,604	68,922	19.85%	728,127	711,492	2.34%
Airlines Jet A	113,020	124,729	(9.39%)	1,098,709	1,135,094	(3.21%)
Military Jet A	<u>16,600</u>	<u>15,245</u>	<u>8.89%</u>	<u>230,665</u>	<u>126,088</u>	<u>82.94%</u>
Total Fuel Flowage	<u><u>212,224</u></u>	<u><u>208,896</u></u>	<u><u>1.59%</u></u>	<u><u>2,057,501</u></u>	<u><u>1,972,674</u></u>	<u><u>4.30%</u></u>

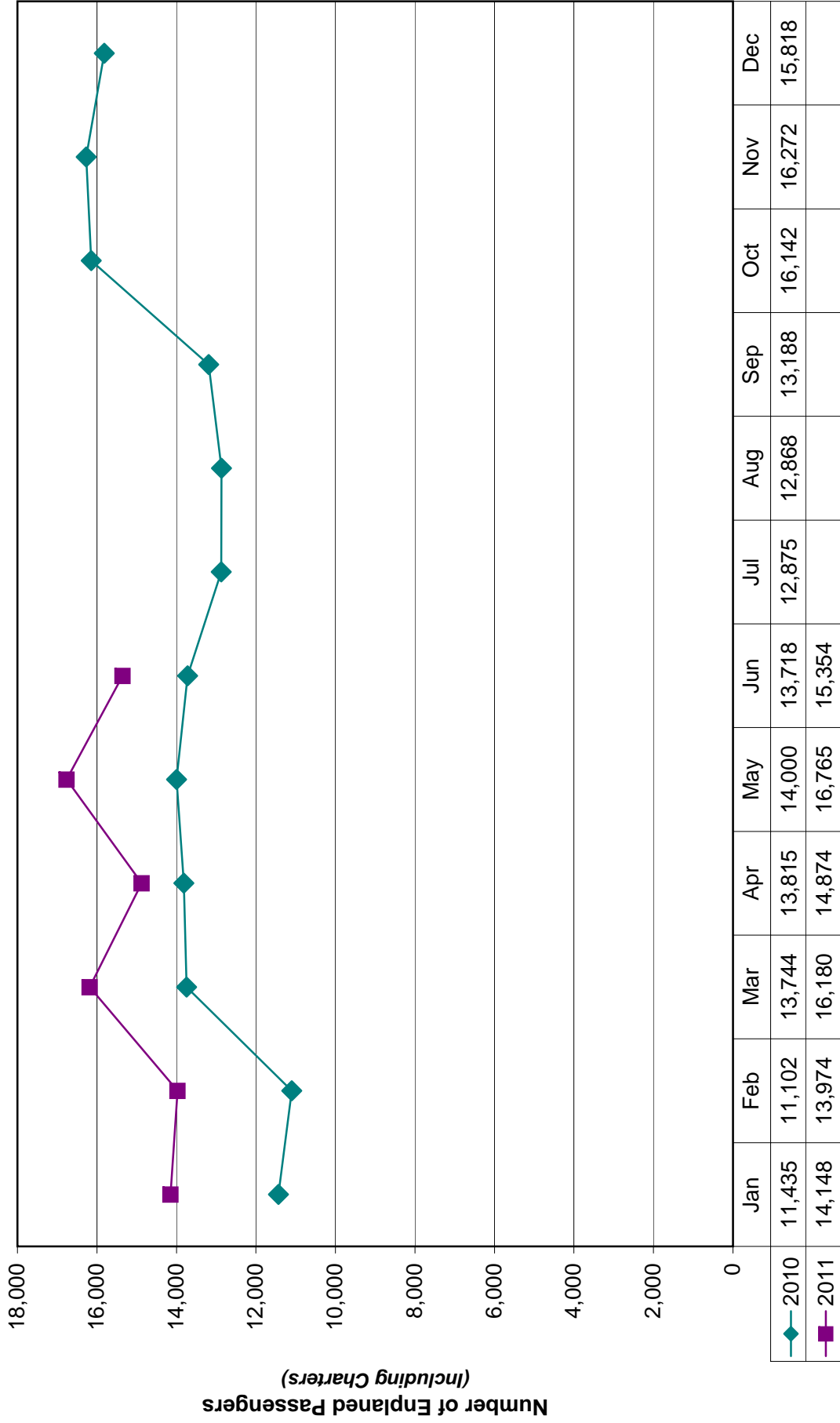


Passenger Traffic by Month June 2011



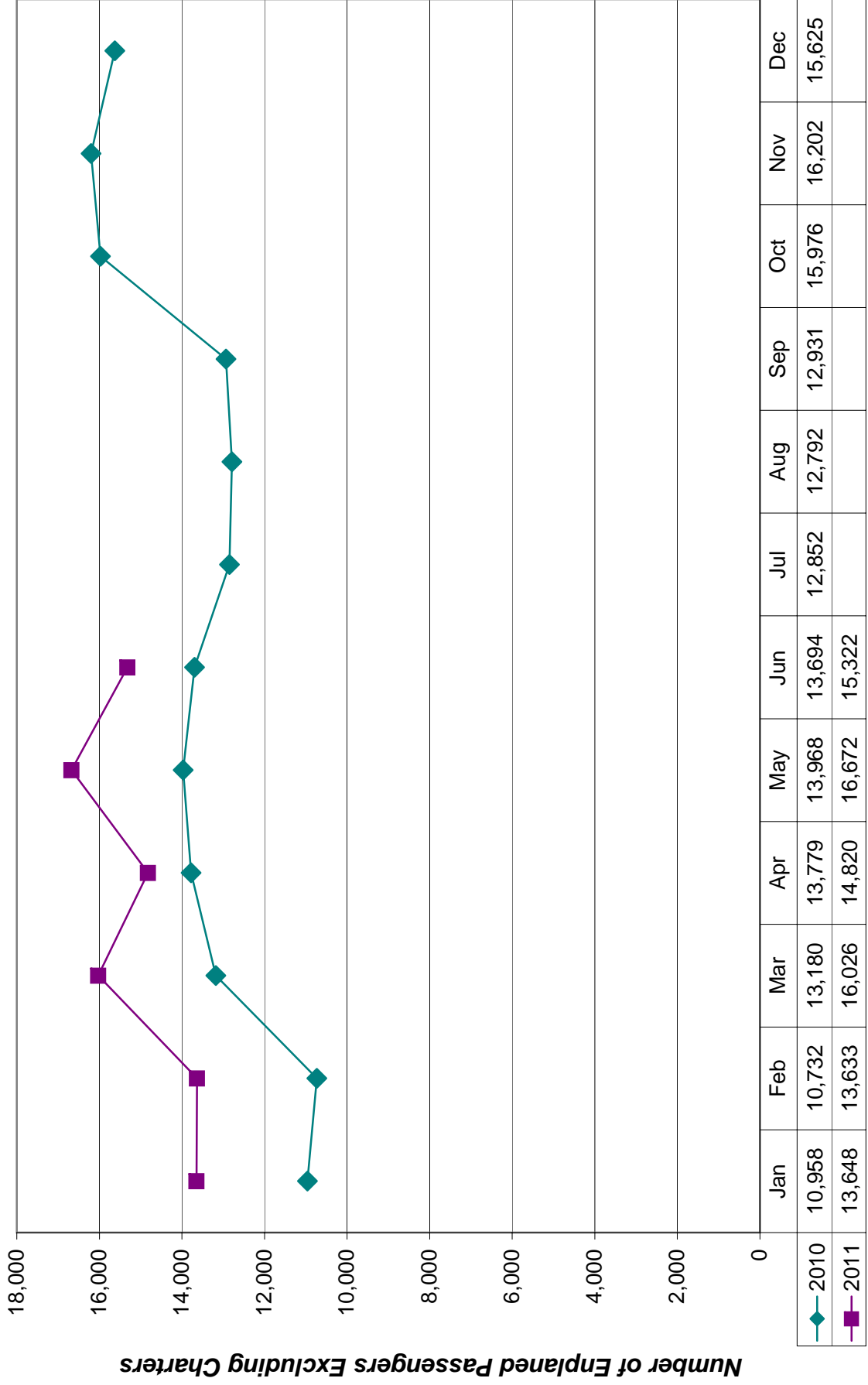


**Enplanements by Month
Including Charters
June 2011**





Enplanements by Month Excluding Charters June 2011



Gainesville Regional Airport

Scheduled Commercial Passenger Traffic Load Factors
June 30, 2011

	<u>Monthly Total Passengers</u>	<u>Monthly Load Factor</u>	<u>YTD Total Passengers</u>	<u>YTD Load Factor</u>
Airlines:				
Atlantic Southeast Airlines: (Delta Connection)				
Load Potential	10,000.00	100.0%	89,030.00	100.0%
Arriving	8,999.00	90.0%	77,543.00	87.1%
Departing	9,364.00	93.6%	79,797.00	89.6%
Total Passengers for the Month	18,363.00	91.8%	157,340.00	88.4%
Mesa Airlines: (US Airways Express)				
Load Potential	5,750.00	100.0%	50,980.00	100.0%
Arriving	4,605.00	80.1%	41,184.00	80.8%
Departing	4,615.00	80.3%	40,711.00	79.9%
Total Passengers for the Month	9,220.00	80.2%	81,895.00	80.3%
American Eagle:(American Airlines)				
Load Potential	2,060.00	100.0%	32,076.00	100.0%
Arriving	1,156.00	56.1%	16,303.00	50.8%
Departing	1,343.00	65.2%	17,416.00	54.3%
Total Passengers for the Month	2,499.00	60.7%	33,719.00	52.6%
Totals for All Airlines				
Load Potential - Enplaned	17,810.00	50.0%	172,086.00	50.0%
Load Potential - Deplaned	17,810.00	50.0%	172,086.00	50.0%
Load Potential - Total	35,620.00	100.0%	344,172.00	100.0%
Total Passengers	30,082.00	84.5%	272,954.00	79.3%

Gainesville Regional Airport

Scheduled Commercial Passenger Traffic Load Factors
For the Nine Months Ending June 30, 2010

	Total Passengers	Total Load Factor	F-YTD Total Passengers	F-YTD Load Factor
Airlines:				
Atlantic Southeast Airlines: (Delta Connection)				
Load Potential	9,900.00	100.0%	88,160.00	100.0%
Arriving	8,505.00	85.9%	71,981.00	81.6%
Departing	9,118.00	92.1%	74,501.00	84.5%
Total Passengers for the Month	17,623.00	89.0%	146,482.00	83.1%
Mesa Airlines: (US Airways Express)				
Load Potential	5,600.00	100.0%	48,570.00	100.0%
Arriving	4,721.00	84.3%	37,817.00	77.9%
Departing	4,576.00	81.7%	36,263.00	74.7%
Total Passengers for the Month	9,297.00	83.0%	74,080.00	76.3%
American Eagle: (American Airlines)				
Totals for All Airlines				
Load Potential - Enplaned	15,500.00	50.0%	136,730.00	50.0%
Load Potential - Deplaned	15,500.00	50.0%	136,730.00	50.0%
Load Potential - Total	31,000.00	100.0%	273,460.00	100.0%
Total Passengers	26,920.00	86.8%	220,562.00	80.7%
American Eagle: (American Airlines)				
American Eagle: (American) - Miami Route				

AIRPORT BUSINESS

2. Finance Report

An update on the GACRAA budget and a comparison with actual revenue and expenditures as of June 30, 2011 will be provided.

Recommendation: Listen to the report and give any applicable comment.

Gainesville Regional Airport
Actual vs. Budget Statement of Operations
For the Nine Months Ending June 30, 2011

NOTE: These are preliminary unaudited statements. Certain accruals and adjustments may have been omitted

	Current Actual	Current Budget	Variance Over/(Under)	F-YTD Actual	F-YTD Budget	Variance Over/(Under)
Interest Income	169.56	200.00	(30.44)	1,852.14	1,800.00	52.14
Sale of Surplus Equipment	1,436.00	1,500.00	(64.00)	1,436.00	1,500.00	(64.00)
Total Other & Non-Recurring Relate	14,134.08	9,724.75	4,409.33	125,766.00	95,580.75	30,185.25
Total Operating Revenue	\$383,790.29	\$348,945.81	\$34,844.48	\$3,416,151.75	\$3,163,558.82	\$252,592.93
 Expenses: (before Depreciation)						
Administration Expenses:						
Payroll	\$58,761.94	\$57,097.00	\$1,664.94	\$374,530.99	\$380,647.00	(\$6,116.01)
Payroll Related	12,866.44	13,728.00	(861.56)	96,986.31	97,420.00	(433.69)
Department Expenses	41,103.71	42,701.93	(1,598.22)	326,496.52	347,491.03	(20,994.51)
Total Administration Expenses	\$112,732.09	\$113,526.93	(\$794.84)	\$798,013.82	\$825,558.03	(\$27,544.21)
 Operations Expenses:						
Payroll	\$19,271.41	\$18,751.00	\$520.41	\$125,474.65	\$124,462.00	\$1,012.65
Payroll Related	5,419.09	7,184.00	(1,764.91)	40,527.53	44,817.00	(4,289.47)
Department Expenses	77,252.16	76,094.92	1,157.24	686,935.97	693,108.18	(6,172.21)
Total Operations Expenses	\$101,942.66	\$102,029.92	(\$87.26)	\$852,938.15	\$862,387.18	(\$9,449.03)
 Parking Lot Expenses:						
Payroll	\$15,465.51	\$16,370.00	(\$904.49)	\$101,804.41	\$107,468.00	(\$5,663.59)
Payroll Related	4,442.82	6,614.00	(2,171.18)	30,879.61	39,062.00	(8,182.39)
Department Expenses	7,226.59	5,462.51	1,764.08	53,566.50	46,940.81	6,625.69
Total Parking Lot Expenses	\$27,134.92	\$28,446.51	(\$1,311.59)	\$186,250.52	\$193,470.81	(\$7,220.29)
 Facilities and Maintenance Expenses:						
Payroll	\$30,147.86	\$30,423.00	(\$275.14)	\$196,445.54	\$199,627.00	(\$3,181.46)
Payroll Related	8,630.73	11,160.00	(2,529.27)	62,344.67	72,252.00	(9,907.33)
Department Expenses	52,459.76	53,749.08	(1,289.32)	438,546.23	443,152.19	(4,605.96)
Total Facilities and Maint. Expenses	\$91,238.35	\$95,332.08	(\$4,093.73)	\$697,336.44	\$715,031.19	(\$17,694.75)
 FAA Facilities Expenses:						
Payroll	\$302.64	\$304.00	(\$1.36)	\$1,989.92	\$2,022.00	(\$32.08)
Payroll Related	91.80	122.60	(30.80)	697.66	816.96	(119.30)
Department Expenses	509.80	584.00	(74.20)	2,818.68	4,225.67	(1,406.99)
Total FAA Facilities Expenses	\$904.24	\$1,010.60	(\$106.36)	\$5,506.26	\$7,064.63	(\$1,558.37)
 General Aviation Expenses:						
Department Expenses	3,667.88	4,547.92	(880.04)	49,224.05	51,085.23	(1,861.18)
Total General Aviation Expenses	\$3,667.88	\$4,547.92	(\$880.04)	\$49,224.05	\$51,085.23	(\$1,861.18)
 Fuel Farm Expenses:						
Department Expenses	871.41	875.42	(4.01)	9,656.96	10,655.03	(998.07)
Total Fuel Farm Operating Expenses	\$871.41	\$875.42	(\$4.01)	\$9,656.96	\$10,655.03	(\$998.07)
 Total Expenses	 338,491.55	 345,769.38	 (7,277.83)	 2,598,926.20	 2,665,252.10	 (66,325.90)
 Total Revenues (from above)	 383,790.29	 348,945.81	 34,844.48	 3,416,151.75	 3,163,558.82	 252,592.93

Gainesville Regional Airport
Actual vs. Budget Statement of Operations
For the Nine Months Ending June 30, 2011

NOTE: These are preliminary unaudited statements. Certain accruals and adjustments may have been omitted.

	Current Actual	Current Budget	Variance Over (Under)	F-YTD Actual	F-YTD Budget	Variance Over (Under)
<i>Less: Total Expenses(from above)</i>	338,491.55	345,769.38	(7,277.83)	2,598,926.20	2,665,252.10	(66,325.90)
<i>Income (Loss) before Depreciation and Interest</i>	45,298.74	3,176.43	42,122.31	817,225.55	498,306.72	318,918.83
<i>Interest (Capitalized and Expensed)</i>	28,903.71	31,540.27	(2,636.56)	273,376.26	296,296.71	(22,920.45)
<i>Income (Loss) before Depreciation</i>	16,395.03	(28,363.84)	44,758.87	543,849.29	202,010.01	341,839.28

Gainesville Regional Airport
Interest Expense Summary
YTD Summary at 6/30/2011

<u>Debt</u>		<u>Expensed</u>	<u>Budgeted</u>	<u>Over Under Budget</u>
2006A	Admin.	226,932.47	226,932.47	-
2006C	Gen.Av./F.F.	3,105.42	3,105.42	-
2007 T-Hangar	Gen. Aviation	35,086.57	35,086.57	-
Line of Credit	Expense	<u>-</u>	<u>-</u>	<u>-</u>
Totals	Expensed	265,124.46	265,124.46	-
Line of Credit	Capitalized	8,251.80	31,172.25	(22,920.45)
Total Capitalized & Expensed		<u>273,376.26</u>	<u>296,296.71</u>	<u>(22,920.45)</u>

**CUMMULATIVE NON-OPERATING GRANT REVENUE AND EXPENDITURES
FOR THE PERIOD ENDING JULY 15, 2011**

This is a preliminary unaudited report. Certain accruals and adjustments may have been omitted.

Revenue Source	Description	Total Grant		Total Grant	Reimburse Pending	Current Grant Balance
		Awarded	Funds Expended	Funds Received		
FAA ACTIVE GRANTS						
AIP 30	Fence, Apron, Sweeper, Wildlife, ALP	1,051,212	1,044,540	1,044,540	0	6,672
AIP 31	Taxiway C and Vault	1,427,834	1,163,684	1,163,684	0	264,150
AIP 32	Taxiway A Rehabilitation	761,248	307,489	307,489	0	453,759
FAA FUNDING TOTALS		3,240,294	2,515,713	2,515,713	0	724,581
FDOT ACTIVE GRANTS						
FDOT 207 614 43801	Access Road Design	354,000	352,964	352,964	0	1,036
FDOT 207 614 43801	Access Road Construction	1,904,399	38,969	38,969	0	1,865,430
	Access Road Funding Total	2,258,399	391,933	391,933	0	1,866,466
FDOT 404 518 49401	Taxiway C Rehab - Design	35,419	35,419	35,419	0	0
FDOT 425 341 19401	Easement, Obstruction, FF, Land plan	104,000	100,694	99,393	1,303	3,306
FDOT 425 876 19401	Solar Roof Terminal Phase 1	175,000	77,652	77,652	0	97,348
FDOT 429 302 19411	South Vault and ACLS	15,000	11,048	3,162	7,886	3,952
FDOT 429 303 19411	Upgrade Aircraft Storage Facilities	49,581	7,771	4,864	2,907	41,810
FDOT 430 461 19411	Tractor and Attachments	40,000	40,000	0	40,000	0
FDOT 404 518 39401	Taxiway A Rehab - Design	50,000	50,000	50,000	0	0
FDOT FUNDING TOTALS		2,727,399	714,517	662,423	52,096	2,012,882
OTHER ACTIVE FUNDING						
DOT ASD	Air Service Development	140,000	34,210	34,210	0	105,790
Active Grant Funding Totals		6,107,693	3,264,441	3,212,346	52,096	2,843,252
CLOSED FY11						
AIP 29	GA Apron Rehab (Stimulus)	2,290,100	2,290,100	2,290,100	0	0
FTA FL-03-0332	Ground Transport Hub	291,534	291,534	291,534	0	0
FDOT 420 646 19401	Ground Transport Hub	102,093	102,093	102,093	0	0
FDOT 428 511 19410	Perimeter Fencing	19,000	17,083	17,083		0*
FDOT 428 163 19410	Security Upgrades	76,000	76,000	76,000	0	0
FDOT 404 518 29401	Wetland Mitigation	83,333	83,333	83,333	0	0
TOTAL CLOSED FY11		2,862,060	2,860,143	2,860,143	0	0
* \$1,917. Unused - Returned to FDOT						
RESTRICTED FUNDS						
PFC	Current Collection Limited to Terminal		<u>Collection</u>	<u>Collected</u>	<u>Acct Bal.</u>	<u>Remaining to</u>
			<u>Allowance</u>	<u>(06/30/11)</u>	<u>(06/30/11)</u>	<u>Collect</u>
PFC Application 2	(Unreconciled Balance)		5,668,584	4,789,492	817,071	879,092
CFC	Turn Around Facility & Ready Return		<u>Collected</u>	<u>Expended</u>	<u>Acct Bal.</u>	
					<u>(06/30/11)</u>	
	(Unreconciled Balance)		2,469,841	200,621	2,300,499	
REVOLVING DEBT BALANCE	BALANCE OWED LINE OF CREDIT	220,538	Primarily Purchase of Easement			
	BALANCE OWED TAX FREE NOTE	0	Restricted to Terminal.			

GAINESVILLE REGIONAL AIRPORT
PROJECT FUNDING DISTRIBUTION FOR THE PERIOD ENDING JUNE 16, 2011

This is a preliminary unaudited report. Certain accruals and adjustments may have been omitted.

Fund Source	Grant	Project	Issued	Closed Expires	FUNDING DISTRIBUTION					Status
					Total Project Cost	Federal (AIP or FTA)	FDOT	PFC	LOCAL	
FAA	AIP 29	GA Apron Rehab (Stimulus)	07/30/09	CLOSED	2,290,100	2,290,100	0	0	0	Closed
FAA	AIP 30	Perimeter Fencing	09/17/09	OPEN	754,321	716,321	19,000	19,000		All AIP 30 items are complete. Closeout is completed pending receipt of some certifications and test results.
FAA	AIP 30	Commercial Apron Rehab	09/17/09	OPEN	256,632	243,800		12,832		
FAA	AIP 30	Runway Sweeper	09/17/09	OPEN	96,000	91,200		4,800		
FAA	AIP 30	Wildlife Assessment	09/17/09	OPEN	48,928	46,482		2,446		
FAA	AIP 30	ALP Update	09/17/09	OPEN	14,615	13,884			731	
FAA	AIP 31	Taxiway C Rehab & Vault	08/26/10	OPEN	1,502,984	1,427,835	14,328	60,821		Construction in progress
FAA	AIP 32	Taxiway A Rehab	03/16/11	OPEN	801,314	761,248	20,033	20,033		Construction in progress
FDOT	207 614 43801	Access Road Design	01/26/06	06/12/12	354,000					FDOT will accept 100% of local funds paid for Easement purchase as match.
FDOT	207 614 45801	Access Road Construction	01/26/06	06/12/12	1,904,399					Construction in progress
FDOT	425 876 19401	Solar Roof Terminal - Phase 1	12/22/09	01/30/12	175,000		175,000			Construction in progress
FDOT	428 163 19401	Security Upgrades	12/02/09	CLOSED	76,000		76,000			Closed
FDOT	428 511 19401	Fence (AIP 30)	03/08/10	CLOSED	19,000		19,000			Closed
FDOT	429 302 19411	Vault and ACLS	11/01/10	10/30/12	15,000					2.5% Construction in Progress.
FDOT	429 303 19411	Aircraft Storage Upgrades	11/01/10	10/30/12	49,581					50% Construction in Progress
FDOT	425 341 19401	Easement Purchase, Obstruction, FF, Land Plan	03/19/10	02/28/12	208,000		104,000		104,000	Easement Purchase Complete. Other projects 90% Complete.
FDOT	404 518 39401	Taxiway A Rehab - Design	02/26/09	9/30/09 Open Pending AIP	50,000		50,000		Pending	100% Up-front funded. Will require 50% match upon expiration. FY11 Part A AIP Discretionary. We will owe FDOT \$ on closeout.
FDOT	404 518 49401	Taxiway C Rehab - Design	01/06/10	01/30/12	100,000		100,000			100% Up-front funded. Funds Expended. Closeout with AIP 31.
FDOT	430 461 19411	Tractor & Attachments	04/18/11	12/30/13	80,000		40,000		40,000	Closed
FDOT	420 646 19401	Ground Transport Hub	09/25/06	11/30/10	393,627		102,093			Closed.
FTA	FL-03-0332	Ground Transport Hub	09/01/07	NA	291,534					
DOT	ASD	Air Service Development	12/18/10	12/31/12	140,000					65.5% match.

RFP FOR AIRPORT ADVERTISING CONCESSION SUMMARY

BACKGROUND

The current Agreement for Advertising Concession Services is held by Clear Channel. The Agreement has expired, but as per the conditions of the Agreement Clear Channel continues to provide these services on a month-to-month basis. The Agreement also contains an option for renewal of two additional five years terms upon mutual agreement by both parties.

Staff met with representatives of Clear Channel to determine if it is in GACRAA's best interest to pursue the renewal options in the Agreement. Items discussed included the decline in advertising revenues over the term of the Agreement.* Staff recognizes that a decline during the time of terminal renovation is understandable and expected, however staff feels, and Clear Channel agrees, that they did not evidence an appropriate effort to increase revenues after the renovation process was complete. Clear Channel requested the opportunity to present a proposal to staff in support of their desire to pursue the renewal option of two additional five year terms. Staff feels that outside of a competitive process the proposal fell short of expectations.

Staff also contacted local advertising firms to determine if there was a local interest in providing this service. Though the meetings with these firms were positive, the firms did not submit any proposals or letters of interest.

Staff feels it is in GACRAA's best interest to issue an RFP for Advertising Concession Services. Staff will send notification of the RFP to national and local firms.

* Clear Channel Revenue over last 6 fiscal years.

FY 2006	\$ 19,117.68	
FY 2007	\$ 18,852.48	
FY 2008	\$ 17,937.41	
FY 2009	\$ 9,884.74	
FY 2010	\$ 8,614.60	
FY 2011	\$ 9,003.93	(Projected ending based on average revenue over the first 3 quarters of FY 2011.)

PROPOSED RFP ELEMENTS

- TERM
One initial 5 year term with two five year options for renewal. Renewal not to be unreasonably withheld but contingent upon review and evidence of sufficient effort to maintain growth. Term length allows for proposer to re-coup capital investment.
- MAG
Agreement to include a Minimum Annual Guarantee. The current Agreement included a MAG for only the first year of the Agreement. An annual MAG serves as an incentive to the proposer to maintain an aggressive effort. RFP to focus on highest MAG and highest percentage of gross to be paid to GACRAA.
- SCOPE
Establish, operate, service and maintain airport-wide display advertising including but not limited to: floor exhibits, wall and floor back-lit units, product cases, brochure cases, posters, car and boat displays, direct telephone line hotel and ground transportation displays, electronic displays, computer displays, video displays, board advertising, and other forms of advertising relating to an attractive and profitable means for the graphic display of materials, articles, and services of various manufacturers, industries, companies and persons.

Provide a sales organization of sufficient scope to solicit and sell local, regional and national advertising and ensure maximum revenue to the Authority.
- CONDITIONS

Authority retains the right of approval over advertising content, type and placement.

Authority retains the right to authorize advertising activities of GNV tenants related to their products and services.

Specific locations shall be designated "Assigned Areas" and are subject to selection and approval by the Authority and are indicated in Exhibit "A" attached.

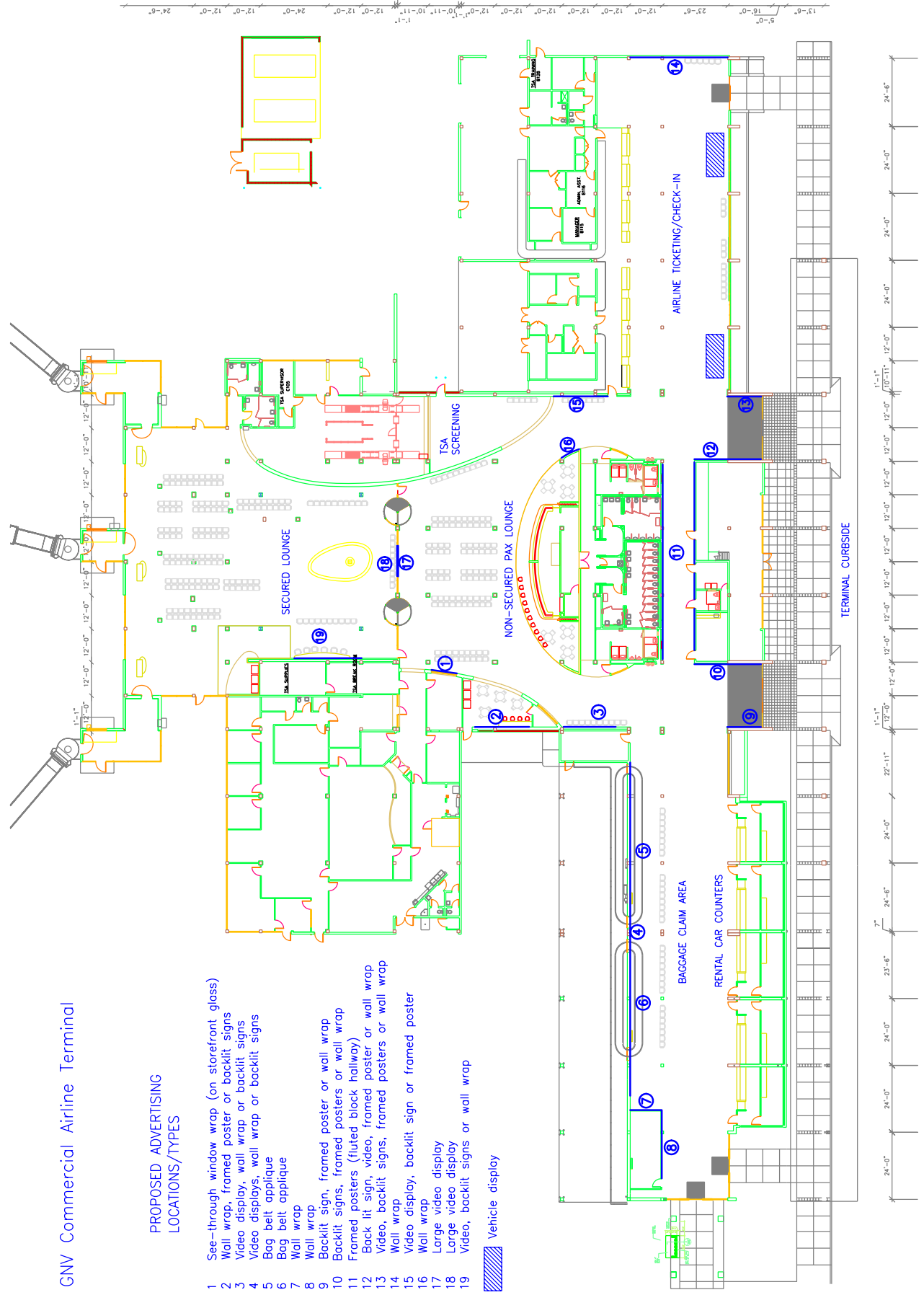
Assigned Areas are subject to revision based on availability of advertising sites as may be mutually agreed upon.

Percentage fee shall be paid quarterly and accompanied by a statement of gross revenues reporting the previous quarter activity. CPA statement is due 120 days following the close of the proposer's fiscal year.

GNV Commercial Airline Terminal

PROPOSED ADVERTISING LOCATIONS/TYPES

- 1 See-through window wrap (on storefront glass)
- 2 Wall wrap, framed poster or backlit signs
- 3 Video display, wall wrap or backlit signs
- 4 Video displays, wall wrap or backlit signs
- 5 Bag belt applique
- 6 Wall wrap
- 7 Wall wrap
- 8 Backlit sign, framed poster or wall wrap
- 9 Backlit signs, framed posters or wall wrap
- 10 Framed posters (fluted block hallway)
- 11 Back lit sign, video, framed poster or wall wrap
- 12 Video, backlit signs, framed posters or wall wrap
- 13 Wall wrap
- 14 Video display, backlit sign or framed poster
- 15 Large video display
- 16 Large video display
- 17 Video, backlit signs or wall wrap
- 18 Video display
- 19 Vehicle display



TENANT REPORTS

- 1. University Air Center**
- 2. R D Air Services, LLC**

AIRPORT AUTHORITY INPUT

AIRPORT AUTHORITY ATTENDANCE

NOTE: If any person decides to appeal any decision made by the Airport Authority, with respect to any matters considered at a public meeting, they will need a record of the proceedings and for such purpose, may need to ensure that a verbatim record of the proceedings is made, which record includes the testimony and evidence upon which the appeal is to be based.

Persons with disabilities who require assistance to participate in the meeting are requested to notify the Airport's Administrative Manager at (352) 373-0249 at least 48 hours in advance, so that their needs may be accommodated.

Gainesville-Alachua County Regional Airport Authority

Meeting Attendance for the Month June 2011

Appointing Body	6/30/2010	7/29/2010	8/26/2010	9/23/2010	10/28/2010	11/18/2010	12/16/2010	1/27/2011	2/24/2011	3/24/2011	4/28/2011	5/26/2011	6/23/2011	In Violation if absent at next meeting?
	Brashear, Billy	P	P	A	A	P	P	P	P	P	P	P	P	P
Breeze, William	P	P	P	P	P	P	P	P	P	P	P	P	P	
Crowley, Susan														
Ewers, Ron	P	P	P	P	P	P	P	P	A	A	P	P	P	
Fletcher, Ian	P	P	P	P	P	P	A	P	P	P	P	A	A	
Goldstein, Mark	A	P	P	A	P	P	P	P	P	P	P	P	P	
Gonzalez, Roderick						A	P	P	P	P	P	P	P	
Minnick, Mark						P	A	P	P	P	P	P	P	
Phillips, Win	A	P	P	P	P	P	P	P	P	P	A	P	P	
Samarrai, Remzey														
Scarborough, Brian														
Thomas, K. Kinnon	P	P		P	P	P	P	P	P	P	A	P	P	
Woods, Janet	P	P												

A = Absent
P = Present

**GUIDELINES FOR ADDRESSING THE
GAINESVILLE - ALACHUA COUNTY REGIONAL AIRPORT AUTHORITY
(GACRAA)
GAINESVILLE, FL**

The GACRAA invites and encourages participation by petitioners and members of the public. This may be done by appearing at GACRAA meetings and meetings of GACRAA Committees.

**A. REQUEST TO ADDRESS GACRAA
(being placed on the printed agenda for monthly meeting)**

1. Call the Chief Executive Officer's office no later than 4:00 PM ten (10) days prior to the monthly meeting.
2. Provide the following information to the office:
 - a. name, address, and occupation;
 - b. persons, group, or interest represented;
 - c. general subject of request; and
 - d. action sought by GACRAA
3. Routinely, the monthly meetings begin at 4:00 PM; locations may vary.
4. At the appropriate time on the agenda, the Chairman will recognize the citizen wishing to address GACRAA.
5. After being recognized, the citizen should step up to the microphone on the lectern, unless otherwise indicated by the presiding officer, and give his/her name and address in an audible tone of voice.

**B. ADDRESSING GACRAA
(if not on the printed agenda)**

1. A citizen may ask to be recognized under the category **CITIZEN INPUT - NON-AGENDA ITEM.**
2. See 5 above.

Or

1. A citizen may ask to be recognized to speak on a particular topic that is under discussion.

2. See 5 above.

C. ADDRESSING GACRAA COMMITTEES

1. The following are sources to determine where and when GACRAA meetings will be held:
 - a. Airport Administration Office (352) 373-0249;
 - b. Website: www.flygainesville.com
2. A citizen may ask to be recognized by the Chairman of the Committee to speak on the topic under discussion.

D. ADDRESSING GACRAA: All remarks shall be addressed to GACRAA as a body and not to any member thereof. No person other than a member of GACRAA and the person having the floor shall be permitted to enter into any discussion, either directly or through a member of GACRAA, without permission of the presiding officer. No question shall be asked except through the presiding officer.

Persons with disabilities who require assistance to participate in the meeting are requested to notify the Airport's Communications Manager at 352-373-0249 at least 48 hours in advance, so their needs can be accommodated.